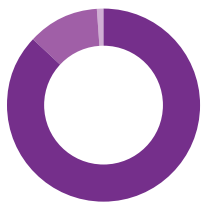




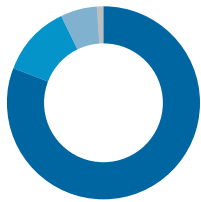
FINANCIALS

2016–2017 At a Glance



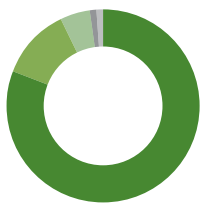
Expenses

87%	Program	\$2,673,540
12%	Administration	\$380,486
1%	Fundraising	\$8,539



Income

81%	Tuition & Fees	\$2,486,296
12%	Aftercare & Camps	\$382,983
6%	Fundraising	\$176,288
1%	Investments	\$38,106



Fundraising (by source)

81%	Individual Contributions	\$142,982
12%	Online Auction & Events	\$22,087
5%	Matching Contributions	\$9,452
1%	Merchant Rebate Programs	\$2,142
1%	Foundation Grants	\$1,850

Investing in the Future

In 2016-2017, we spent
\$502,791 on financial assistance
\$75,503 on facility improvements
\$65,455 on specialist/classroom supplies
\$22,712 on staff development

Financial Aid at Aurora

20%

of Aurora's revenue is dedicated to financial aid

37%

Aurora has the highest percentage of families awarded Financial Aid, when compared to similar local schools

\$23,153

Aurora's tuition is less than the average (\$24,395), when compared to similar local schools

\$11,700

average dollar amount of financial assistance received by families

42%

of our students receive a financial aid award

\$1,100-\$20,000

Range of financial aid awarded