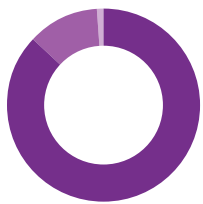


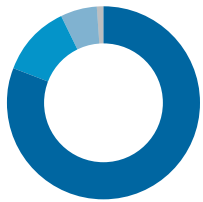
FINANCIALS

2017–2018 At a Glance



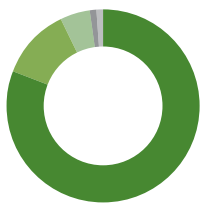
Expenses

80%	Program	\$2,132,623
19%	Administration	\$509,372
1%	Fundraising	\$21,983



Income

76%	Tuition & Fees	\$2,105,171
17%	Aftercare & Camps	\$460,948
6%	Fundraising	\$157,486
1%	Investments	\$39,213



Fundraising (by source)

85%	Individual Contributions	\$133,643
8%	Online Auction & Events	\$12,088
3%	Matching Contributions	\$5,000
1%	Merchant Rebate Programs	\$1,955
3%	Foundation Grants	\$4,800

Investing in the Future

In 2017-2018, we spent

\$533,961 on financial assistance

\$80,955 on facility improvements

\$72,606 on specialist/classroom supplies

\$22,591 on staff development

Financial Aid at Aurora

20%

of Aurora's revenue is dedicated to financial aid

39%

Aurora has one of the highest percentages of families awarded Financial Aid, when compared to similar local schools

\$25,000

Aurora's tuition is less than the average (\$25,673), when compared to similar local schools

\$12,200

average dollar amount of financial assistance received by families

42%

of our students receive a financial aid award

\$1,375–20,000

Range of financial aid awarded