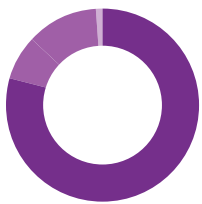


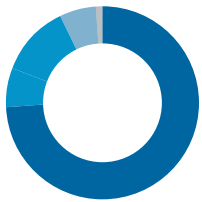
# FINANCIALS

## 2018–2019 At a Glance



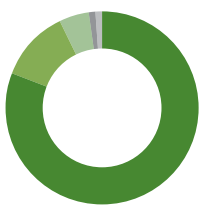
### Expenses

<b>81%</b>	Program	\$1,996,668
<b>17%</b>	Administration	\$430,193
<b>2%</b>	Fundraising	\$38,161



### Income

<b>74%</b>	Tuition & Fees	\$1,932,117
<b>17%</b>	Aftercare & Camps	\$448,981
<b>7%</b>	Fundraising	\$172,654
<b>2%</b>	Investments	\$40,510



### Fundraising (by source)

<b>83%</b>	Individual Contributions	\$144,650
<b>8%</b>	Online Auction & Events	\$12,980
<b>4%</b>	Matching Contributions	\$6,115
<b>2%</b>	Merchant Rebate Programs	\$3,509
<b>3%</b>	Foundation Grants	\$5,400

## Investing in the Future

In 2018-2019, we spent

**\$513,730** on financial assistance

**\$111,228** on facility improvements

**\$82,792** on specialist/classroom supplies

**\$18,271** on staff development

## Financial Aid at Aurora

**21%**

of Aurora's revenue is dedicated to financial aid

**44%**

Aurora has one of the highest percentages of families awarded Financial Aid, when compared to similar local schools

**\$26,750**

Aurora's tuition is well within the average (\$26,968), when compared to similar local schools

**\$13,200**

average dollar amount of financial assistance received by families

**42%**

of our students receive a financial aid award

**\$1,500–\$23,400**

Range of financial aid awarded